

Specifications

Models	Z-45 DC & FE	
Measurements	US	Metric
Working height maximum*	51 ft 8 in	15.92 m
Platform height maximum	45 ft 8 in	13.92 m
Horizontal reach maximum	22 ft 9 in	6.94 m
Up and over clearance maximum	24 ft 7 in	7.50 m
A Platform length	2 ft 6 in	0.76 m
B Platform width	6 ft	1.83 m
C Height - stowed	7 ft 6 in	2.29 m
D Length - stowed	20 ft 1 in	6.11 m
E Width	7 ft 6 in	2.29 m
F Wheelbase	6 ft 8 in	2.03 m
G Ground clearance - center	1 ft 4 in	0.41 m

Productivity

Lift capacity	660 lbs	300 kg
Platform rotation	160°	160°
Vertical jib rotation	135°	135°
Turntable rotation	355° non-continuous	
Turntable tailswing	1 ft 3 in	0.37 m
Drive speed - stowed	4.5 mph	7.24 km/h
Drive speed - raised**	0.68 mph	1.09 km/h
Gradeability - 4WD - stowed***	45%	45%
Turning radius - inside	7 ft 10 in	2.40 m
Turning radius - outside	14 ft 1 in	4.30 m
Controls	24V DC proportional	
Tires	315/55 D20	

Power

Drive system	34 V 3-Phase AC	
Power source	48 V DC (eight 6V batteries)	
	370 Ah capacity (AGM, standard on FE)	
	390 Ah capacity (FLA, standard on DC)	
	24.8 hp (18.5kW) Kubota diesel T4f D1105	
	AC generator (FE only)	
Auxiliary power unit	12V DC	12V DC
Hydraulic tank capacity	10.5 gal	40 L
Fuel tank capacity	17 gal	64.35 L

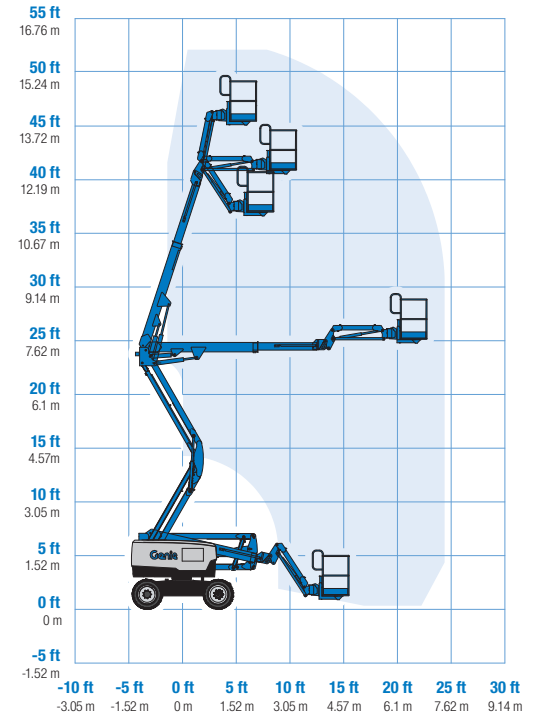
Weight****

Z-45 DC	14,064 lb	6,379 kg
Z-45 FE	14,460 lbs	6,559 kg

Standards Compliance

ANSI A92.20, CSA B354.6, EN 280, AS 1418.10

Range Of Motion Z-45 DC & FE

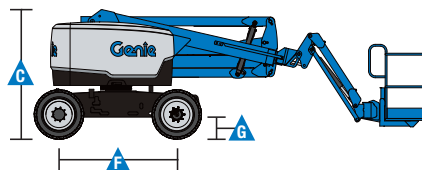
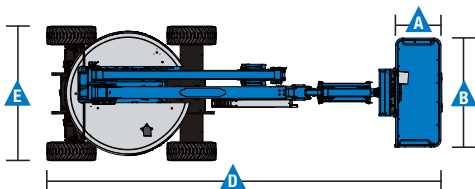


* The metric equivalent of working height adds 2 m to platform height. U.S. adds 6 ft to platform height.

** In lift mode (platform raised), the machine is designed to operate on firm, level surfaces only.

*** Gradeability applies to driving on slopes. See operator's manual for details regarding slope ratings.

**** Weight will vary depending on options and/or country standards.



Features

Standard Features

Measurements

Z-45 DC & FE

- 51 ft 8 in (15.92 m) working height
- 22 ft 9 in (6.94 m) horizontal reach
- 24 ft 7 in (7.5 m) up and over clearance
- Up to 660 lbs (300 kg) lift capacity

Productivity

- 5 ft (1.52 m) jib boom with 135° working range
- Digital hour meter with battery charge indicator and diagnostic readout
- 4Wheel AC electric drive system
- Variable speed high efficiency hydraulic power unit
- Self-leveling platform
- Hydraulic platform rotation
- Proportional joystick controls
- Drive enable
- AC power cord to platform
- Horn
- Hour meter
- Tilt alarm
- Flashing beacon and travel alarm
- 355° non-continuous turntable rotation
- Locking turntable covers
- Electronic traction control
- Lift Tools™ Work Tray
- Entry toeboard
- Lift Connect™ Telematics
- Lift Guard™ Contact Alarm
- Dual parallelogram for vertical wall tracking
- Platform Load Sense

Power

- 48 V DC battery pack (370 Ah AGM maintenance-free) (standard on FE)
- 48 V DC battery pack (390 Ah FLA) (standard on DC)
- 12V DC auxiliary power
- 25A temperature compensated smart charge system
- Battery charge indicator
- Low battery voltage interrupt

Easily Configured To Meet Your Needs

Platform Options

- Steel 6 ft (1.83 m) dual entry with side swing gate

Jib

- 5 ft (1.52 m) jib boom with 135° working range

Engine

- 24.8 hp (18.5 kW) Kubota diesel T4f

Drive

- 4WD Electric AC (standard)

Axle

- Active oscillation (standard)

Tire Options

- Rough terrain non-marking foam filled (standard)
- Rough terrain foam-filled

Options & Accessories

Productivity

- Lift Guard Platform Mesh - Half
- Lift Guard Platform Mesh - Full
- Platform top auxiliary rail
- Air line to platform
- Specialty hydraulic oil (fire resistant or biodegradable)
- Hostile environment kit
- Thumb rocker steer
- Pipe cradle (pair)*
- Panel cradle package
- Lockable platform control box cover
- Work and drive light package
- Operator Protective Structure*
- Fall Arrest Bar
- Lift Tools Expo Installer*
- Lift Tools Access Deck*

Power

- 2000W 120V/60Hz, 240V/50Hz or 110V/50Hz power inverter
- 48 V DC battery pack (370 Ah AGM maintenance-free) (standard on FE)
- 48 V DC battery pack (390 Ah FLA) (standard on DC)



* Available aftermarket only

Genie United States

6464 185th Ave. NE
Redmond, WA 98052
Telephone +1 (425) 881-1800
Toll Free in USA/Canada +1 (800)-536-1800
Fax +1 (425) 883-3475

Distributed By:

Effective Date: February, 2020. Product specifications and prices are subject to change without notice or obligation. The photographs and/or drawings in this document are for illustrative purposes only. Refer to the appropriate Operator's Manual for instructions on the proper use of this equipment. Failure to follow the appropriate Operator's Manual when using our equipment or to otherwise act irresponsibly may result in serious injury or death. The only warranty applicable to our equipment is the standard written warranty applicable to the particular product and sale and we make no other warranty, express or implied. Products and services listed may be trademarks, service marks or trade names of Terex Corporation and/or their subsidiaries in the USA and many other countries. Terex, Genie and AWP are registered trademarks of Terex Corporation or its subsidiaries. © 2020 Terex Corporation.